



SUPPORTING YOUNG CARERS – A SCHOOLS' RESOURCE SURVEY

1. How old are you?		
		Response Count
		694
		answered question
		694
		skipped question
		6



2. Are you male or female?			
		Response Percent	Response Count
Male		34.8%	241
Female		65.2%	451
		answered question	692
		skipped question	8



3. Which area do you live in?			
		Response Percent	Response Count
Scotland	<input type="checkbox"/>	7.0%	48
Northern Ireland	<input type="checkbox"/>	3.4%	23
Wales	<input type="checkbox"/>	7.6%	52
East of England	<input type="checkbox"/>	11.4%	78
East Midlands	<input type="checkbox"/>	3.2%	22
London	<input type="checkbox"/>	11.2%	77
North East	<input type="checkbox"/>	9.2%	63
North West	<input type="checkbox"/>	10.1%	69
South East	<input type="checkbox"/>	19.2%	132
South West	<input type="checkbox"/>	9.3%	64
West Midlands	<input type="checkbox"/>	2.2%	15
Yorkshire and Humberside	<input type="checkbox"/>	6.3%	43
		answered question	686
		skipped question	14



4. Who do you care for? Please tick as many boxes that apply:			
		Response Percent	Response Count
Parent	<input type="checkbox"/>	63.4%	435
Sibling (brother/sister)	<input type="checkbox"/>	45.8%	314
Grandparent	<input type="checkbox"/>	8.9%	61
Someone else	<input type="checkbox"/>	2.8%	19
		(please specify)	104
		answered question	686
		skipped question	14

5. Does being a young carer affect you at school? Tick the one that applies most to you.			
		Response Percent	Response Count
Being tired		15.7%	97
Being late because of caring		2.9%	18
Missing school		4.1%	25
Unable to go to after school clubs or activities		2.9%	18
Missing homework or coursework deadlines		5.7%	35
Getting stressed		23.0%	142
Worrying about the person you care for		37.9%	234
Being depressed		7.8%	48
		any other (please state)	118
		answered question	617
		skipped question	83

6. Have you ever been or are you bullied at school?			
		Response Percent	Response Count
Yes		68.5%	467
No		31.5%	215
		answered question	682
		skipped question	18

7. Do you think this is because of your caring role?			
		Response Percent	Response Count
Yes		31.6%	184
No		68.4%	398
<i>answered question</i>			582
<i>skipped question</i>			118

8. Does your teacher or any other staff know you are a young carer?			
		Response Percent	Response Count
Yes		60.6%	407
No		39.4%	265
<i>answered question</i>			672
<i>skipped question</i>			28

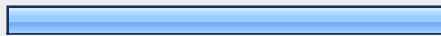
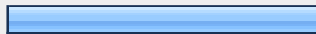


9. Do you feel you could tell your teacher or any other staff that you are a young carer?			
		Response Percent	Response Count
Yes		53.9%	185
No		46.1%	158
If you answered 'no', please explain why:			87
<i>answered question</i>			343
<i>skipped question</i>			357



SUPPORTING YOUNG CARERS – A SCHOOLS’ RESOURCE SURVEY

If your teacher or school knew you were a young carer, do you think they would understand what life was like for you?		
	Does your teacher or any other staff know you are a young carer?	
	No	Response Totals
Yes	39.8% (98)	39.8% (98)
No	60.2% (148)	60.2% (148)
<i>answered question</i>	246	246
	<i>skipped question</i>	19

SUPPORTING YOUNG CARERS – A SCHOOLS’ RESOURCE SURVEY

Does your teacher or someone else at your school give you extra support with your education?		
	Does your teacher or any other staff know you are a young carer?	
	Yes	Response Totals
Yes	47.6% (190)	47.6% (190)
No	52.4% (209)	52.4% (209)
If you answered ‘no’ please explain why:	101 replies	101
<i>answered question</i>	399	399
	<i>skipped question</i>	8

12. If you answered 'yes' to question 11, please tick as many boxes that apply:			
		Response Percent	Response Count
I can talk to my teacher or another member of staff about things that I'm worried about at home		72.3%	172
I've met other young carers at my school		51.3%	122
My teacher gives me flexibility with my homework / coursework if I need it because of my caring role		26.9%	64
I'm allowed to phone home at lunchtime if I'm worried about the person I care for		25.6%	61
	answered question		238
	skipped question		462

13. Do you think being a young carer has made your life more difficult?			
		Response Percent	Response Count
Agree		70.2%	481
Disagree		29.8%	204
	answered question		685
	skipped question		15

14. Do you have any suggestions on how your teacher and your school can support young carers better?			
			Response Count
			299
	answered question		299
	skipped question		401

15. Contact details (please include your name, parent's name, an email address and a daytime telephone number)

		Response Count
		427
	<i>answered question</i>	427
	<i>skipped question</i>	273